



Fall 2021

# PERKIOMEN NEWSLETTER *Township*

Dear Perkiomen Township Residents,

This is the Fall and Winter Edition of the Perkiomen Township Newsletter. The Board hopes everyone finds the information in this newsletter to be valuable and useful. Below is the contact information and meeting schedule for Perkiomen Township.

## **TOWNSHIP CONTACT INFORMATION**

Office Hours are Monday through Friday, 8:30 a.m. to 4:30 p.m.

1 Trappe Road, Collegeville, PA 19426

Phone Number – 610-489-4034 | Fax Number – 610-489-4918

Web Site: [www.perkiomentownship.org](http://www.perkiomentownship.org)

Township Manager: Cecile M. Daniel



## **MEETING SCHEDULE**

### **Board of Supervisors**

First Tuesday of Each Month at 7:00 p.m.

### **Planning Commission**

Third Tuesday of Each Month at 7:00 p.m.

### **Municipal Authority:**

Second Tuesday of Each Month at 6:00 p.m.

### **Joint Meeting**

(Held between Board & Planning Commission)

If Necessary, Fourth Tuesday of Each Month at 7:00 p.m.

### **Zoning Hearing Board**

Public Hearings held when necessary



Located in beautiful Montgomery County, Pennsylvania



is Driving the Future

## JOIN OUR COLLEGEVILLE TEAM!



We are seeking school bus & van drivers, and school bus aids, to join our team and help make a positive difference in the community!

### WHAT WE OFFER

- NO EXPERIENCE REQUIRED
- PAID TRAINING PROGRAM
- EARN YOUR CDL IN 6 WEEKS
- FLEXIBLE, PART-TIME HOURS

**ASK ABOUT OUR SIGN-ON BONUS!**

### CALL US TO GET STARTED!

Apply online today at [STACAREERS.COM](http://STACAREERS.COM)  
or call us at 610-489-9110.



# Yergey Daylor

Allebach • Scheffey • Picardi

ATTORNEYS AT LAW



Proudly serving Berks, Chester and Montgomery Counties since 1968.

*Our extensive experience spans a broad range of legal matters, including:*

- Business Law • Wills • Estate Planning & Administration
- Family Law • Municipal Law • Zoning • Real Estate • Bankruptcy
- Collections • Criminal Defense

1129 East High Street, Pottstown, PA 19464

610-323-1100

[www.ydasp.com](http://www.ydasp.com)

“The Home of  
Dr. Dent”

# Maria-Atl

Family Owned and  
Operated Since 1977

## Auto Body, Inc.

**610-489-1009**

Fax 610-489-7843

PPG Certified • Chief Unibody & Measuring System

551 Gravel Pike • Graterford, PA 19426

[www.marialautobody.com](http://www.marialautobody.com)



# PRIMERICA®

Robert Wisniewski  
Senior Representative

## IRA's • 401k's • 529's

HELPING FAMILIES GET ON THE PATH TO A SECURE FINANCIAL FUTURE

Primerica

31 Oak Ave, Ste 150

Chalfont, PA 18914-2812

Cell: 267-446-3413

Office: 215-723-8900

Fax: 1-877-892-0675

[robert.wisniewski@primerica.com](mailto:robert.wisniewski@primerica.com)

[www.primerica.com/rwisniewski](http://www.primerica.com/rwisniewski)

# PERKIOMEN TOWNSHIP COMMUNITY CONTACT INFORMATION

## GOVERNMENT NUMBERS

### MUNICIPAL

#### Perkiomen Township Tax Collector

David W. Runyan  
610-547-5532, FAX: 484-971-4029  
P. O. BOX 26681, COLLEGEVILLE, PA 19426  
E-MAIL ADDRESS: perktdrunyan@gmail.com  
Web Site: www.taxcollectordave.com

**Perkiomen Valley School District** - 610-489-8506

#### Municipal Authorities:

Collegeville-Trappe Municipal Authority – 610-489-2831  
Perkiomen Township Municipal Authority – 610-489-2315  
Schwenksville Borough Authority – 610-287-7772

#### Perkiomen Township Fire Company

610-489-0911 (Non-Emergencies) Otherwise call 911  
610-489-7707 (Fire Company Business & Hall Rental)

## AMBULANCES

Plymouth Community Ambulance  
610-277-2776 (Non-Emergencies) Otherwise call 911  
Trappe Fire Company and Ambulance –  
610-489-2700 (Non-Emergencies) Otherwise call 911

#### District Justice County 31-38-1-24

Albert Augustine – 610-584-4732

#### PA State Police

610-584-1250 (Non-Emergencies) Otherwise call 911

**Perkiomen Watershed Conservancy** – 610-287-9383

## PENNSYLVANIA STATE DEPARTMENTS

#### Pennsylvania Department of Transportation

Montgomery County –  
Penn Dot Maintenance Section – 610-275-2368  
Penn Dot – District 6 – 610-205-6700

#### POT HOLE REPAIR STATE ROADS

Contact the PENNDOT Maintenance  
Hotline at 1-800-FIX ROAD

#### Pennsylvania Environmental Protection

484-250-5900 (24 hours/day)

#### Pennsylvania Senator Bob Mensch

Local Office: 215-541-2388

#### Pennsylvania Representative Joseph Ciresi

Local Office: 484-200-8265

## MONTGOMERY COUNTY:

#### Montgomery County Court House

610-278-3000 (General Number)

#### Montgomery County Board of Health

Pottstown 610-970-5040  
Norristown 610- 278-5117

#### Montgomery County Board of Assessment

Montgomery County sets the assess value of your home.  
For questions on your assess value please contact the Board  
of Assessment at 610-278-3761

#### Montgomery County Recorder of Deeds

All deeds in Montgomery County are recorded in the  
Recorder of Deed's Office. For questions concerning your  
deed contact the Recorder of Deeds Office at 610-278-3289

#### Montgomery County Parks

Central Perkiomen Park Valley Park – 610-287-6970  
Pennypacker Mills – 610- 287- 9349

#### Montgomery County Voter Services

For questions regarding voter services/registration and  
absentee ballots - 610-278-3280

## UNITED STATES POST OFFICES

Collegeville – 610-409-0572  
Schwenksville – 610-287-3551

## LIBRARIES

Montgomery County Library – Norristown: 610-278-5100  
Perkiomen Valley Library – 610-287-8360

#### Berkheimer Associates

(Earned Income Tax Questions)  
610-599-3138 or 1-866-701-7205

#### S.P.C.A.

Montgomery County S.P.C.A (Main Office)  
Conshohocken: 610-825-0111  
Perkiomenville – 610-754-7822

## PRIVATE WATER COMPANIES

Pennsylvania America Water Company – 1-800-717-7292  
Aqua of Pennsylvania – 1-877-987-2782

## PECO EMERGENCIES – 1-800-841-414

## Inside This Issue

Community Contact Information..... 3	Township Map ..... 8-9
Winter Road Maintenance and Preparations ..... 4	Guidelines for Maintaining Streams in Your Community..... 10
Perkiomen Township Fire Company ..... 5	Fall Yard Care ..... 11
Unattended Sports Equipment..... 5	Winter Water Conservation ..... 11
No Burning Regulations ..... 5	Smoke Alarm Safety at Home ..... 11
Reimbursement for Damage to Mailbox and Post..... 5	Rain Garden History ..... 12
Leaf Curb Pickup November Schedule ..... 6	Stormwater Solutions..... 12-13
Leaf Waste and Small Branch Drop Off..... 6	Perkiomen Township Municipal Authority e-Payment Service ..... 14
Christmas Tree Recycling ..... 6	
Christmas Tree Safety ..... 7	

# WINTER ROAD MAINTENANCE AND PREPARATIONS

The township is preparing for the snow removal season and has contracts in place for the purchase of road salt and cinders for the treatment of township roads. Each of you can help with the maintenance of the roads this winter by following these winter reminders:

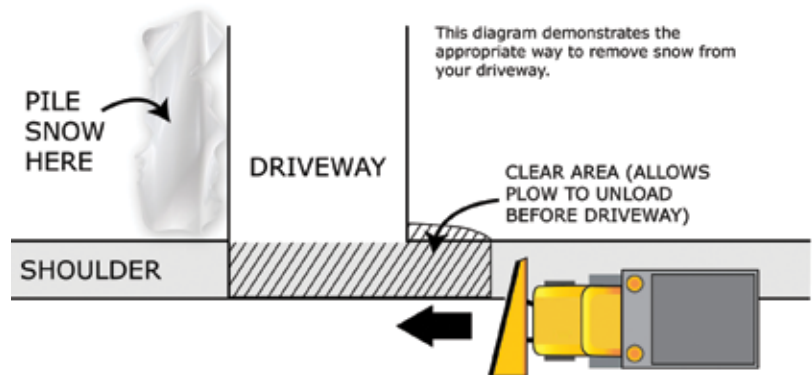
- Remove vehicles from the street during any snow event that requires plowing or the application of salt or cinders. There is reduced visibility for the drivers during a snowstorm. Having to maneuver through parked traffic makes their jobs much more difficult.
- Mailboxes and posts are often broken from the weight of the plowed snow or simply pushed over by snow. Please check posts for deterioration to reduce the possibility of breakage. Also, install mailboxes as far from the edge of the roadway as permitted by your postal delivery personnel. Installations of any items (e.g. fences, basketball nets, mailboxes, etc.) in the right-of-way are placed there at the owner's risk.
- Cul-de-sacs are difficult to clear to everyone's satisfaction. Snowplows do not have the ability to lift and carry snow from one area to another. The plow pushes the snow. The driver pushes the snow to an area most suitable to expedite the plowing and to open the road.
- Do not shovel snow into the road or have your driveway plowed into the road. This creates a safety hazard. If possible, wait until the road has been plowed before cleaning out the end of your driveway and your sidewalk. There is no practical way to plow the road without depositing snow into your driveway. Township snow removal crews do not clear private driveways, driveway entrances, and sidewalks of accumulated snow.

See example below.

### Snow Shoveling Tips

PennDOT offers tips on shoveling your driveway to avoid being plowed in. After a snowstorm, how many times have you shoveled your driveway only to have it plowed in? PennDOT suggest that you clear an area to the right of your driveway (as seen in the diagram) to give the snow on the blade of the plow a place to empty before it gets to your driveway. This way you won't have to do the same job twice.

PennDOT also reminds you that it illegal to push snow from a parking lot or driveway onto a state highway.



# Perkiomen Township Fire Company

485 Gravel Pike (Route 29), Collegeville, PA 19426

Emergency: 911 • Business Line: 610-489-7707 Fax: 610-489-6788



## 2021 EVENT CALENDAR

October	6	Fire Prevention Week
November	7	Comedy Show/Fundraiser
November	26	Thanksgiving Breakfast Buffet/Fundraiser
December	19	*Santa Visits Township

\*No times of arrival are given. Please listen for the sirens and airhorns of the fire apparatus. Have your children walk to the streets edge/curb line to greet Santa Claus and his helper helps the fire company move more efficiently through the Township.

## UNATTENDED SPORTS EQUIPMENT



From November 1st to March 31st, Unattended Sports Equipment being left on or in close proximity of a township street is a violation of Perkiomen Township Ordinance No. 225.

Perkiomen Township requests owners of sports equipment to move the equipment far enough back from the curb or streets edge and outside of the street right-of-way during this timeframe to prevent damage from any township equipment performing winter maintenance and or spring cleanup of the streets. Damage can not only occur to the sports equipment, but to township and/or subcontractor

equipment due to these objects being located either in the street or too close to the street.

The Township has the right to remove the unattended sports equipment without notice and without responsibility or liability for any damage caused thereto if left in a position in violation of the ordinance.

Anyone with questions regarding unattended sports equipment can contact the Township Code Enforcement Officer, John Moran Jr. or the Township Road Master, Shawn Motsavage at 610-489-4034.

## NO BURNING REGULATIONS

On August 3, 2010, the Perkiomen Township Board of Supervisors enacted Ordinance No. 207, an amended Recycling Ordinance. The amended Recycling Ordinance was a requirement of the Pennsylvania Department of Environmental Resources. One of the significant changes was the ban on burning. The Recycling Ordinance states that "No resident or person shall burn any recyclable material, leaf waste or municipal waste." Anyone having any questions should contact John Moran Jr. at 610-489-4034.



## REIMBURSEMENT FOR DAMAGE TO MAILBOX & POST



Perkiomen Township has adopted a policy regarding the reimbursement for damage to any mailbox and/or post caused by the Township's snowplows. This includes damage caused by Township employees, agents, and contractors that plow snow or salt and cinder the roads in Perkiomen Township. Any mailbox owner that claims a Township plow has damaged his/her mailbox and/or post shall report the damage to Shawn Motsavage, Township Road Master, within five (5) business days. Upon receipt of the claim, Mr. Motsavage will investigate the complaint. The Township shall only be responsible for damage to the mailbox and/or post that it strikes with its vehicles or its plows and shall not be responsible for damage caused by plowed snow, salt, or cinders. The owner of the mailbox shall either repair or replace the mailbox and/or post, then submit a receipt to the Township for the cost. Said receipt shall be submitted with a request for reimbursement within thirty (30) days after Mr. Motsavage has investigated the claim. If the receipt for repair or replacement of the mailbox and/or post is less than \$95.00, the Township will reimburse the owner for the amount set forth on the receipt. If said cost exceeds \$95.00, the Township's financial responsibility shall be capped at \$95.00. The Township's responsibility shall be limited to the cost of the repair or replacement of the mailbox

and/or post only. Any other items (e.g. fences, plantings, basketball nets) situated in the right-of-way or the edge of the roadway are placed there at the owner's risk and are not eligible for reimbursement by the Township should they be damaged by the Township's employees, agents or contractors.



# NOVEMBER 2021

## LEAF CURB SIDE PICK UP

Perkiomen Township will be picking up leaves on the following dates

SUNDAY	MONDAY	TUESDAY	WEDNESDAY	THURSDAY	FRIDAY	SATURDAY
	1 <b>LEAF CURB SIDE PICK UP</b>	2	3	4	5 <b>LEAF CURB SIDE PICK UP</b>	6
7	8 <b>LEAF CURB SIDE PICK UP</b>	9	10	11	12 <b>LEAF CURB SIDE PICK UP</b>	13
14	15 <b>LEAF CURB SIDE PICK UP</b>	16	17	18	19 <b>LEAF CURB SIDE PICK UP</b>	20
21	22 <b>LEAF CURB SIDE PICK UP</b>	23	24	25	26	27
28	29 <b>LEAF CURB SIDE PICK UP</b>	30				

### LEAF WASTE & SMALL BRANCH DROP-OFF



Residents of Perkiomen Township may drop-off leaf waste (**which does not include grass clippings, yard waste, stumps, or roots**) but would include leaves, shrubbery and tree trimmings at the Township building on **MONDAYS and FRIDAYS ONLY** from 8:00 a.m. to 3:30 p.m.

### CHRISTMAS TREE RECYCLING

Christmas tree recycling begins December 26th thru January 31st trees can be dropped off at the stone lot below the Township Administration Building. Please no plastic bags! There will be no curbside pickup.



# Christmas Tree Safety



As you deck the halls this holiday season, be fire smart. A small fire that spreads to a Christmas tree can grow large very quickly.



## PICKING THE TREE

- » Choose a tree with fresh, green needles that do not fall off when touched.



## PLACING THE TREE

- » Before placing the tree in the stand, cut 2" from the base of the trunk.
- » Make sure the tree is at least three feet away from any heat source, like fireplaces, radiators, candles, heat vents or lights.
- » Make sure the tree is not blocking an exit.
- » Add water to the tree stand. Be sure to add water daily.



## LIGHTING THE TREE

- » Use lights that have the label of a recognized testing laboratory. Some lights are only for indoor or outdoor use.
- » Replace any string of lights with worn or broken cords or loose bulb connections. Read manufacturer's instructions for number of light strands to connect.
- » Never use lit candles to decorate the tree.
- » Always turn off Christmas tree lights before leaving home or going to bed.



## After Christmas

Get rid of the tree after Christmas or when it is dry. Dried-out trees are a fire danger and should not be left in the home or garage, or placed outside against the home. Check with your local community to find a recycling program. Bring outdoor electrical lights inside after the holidays to prevent hazards and make them last longer.

## FACTS

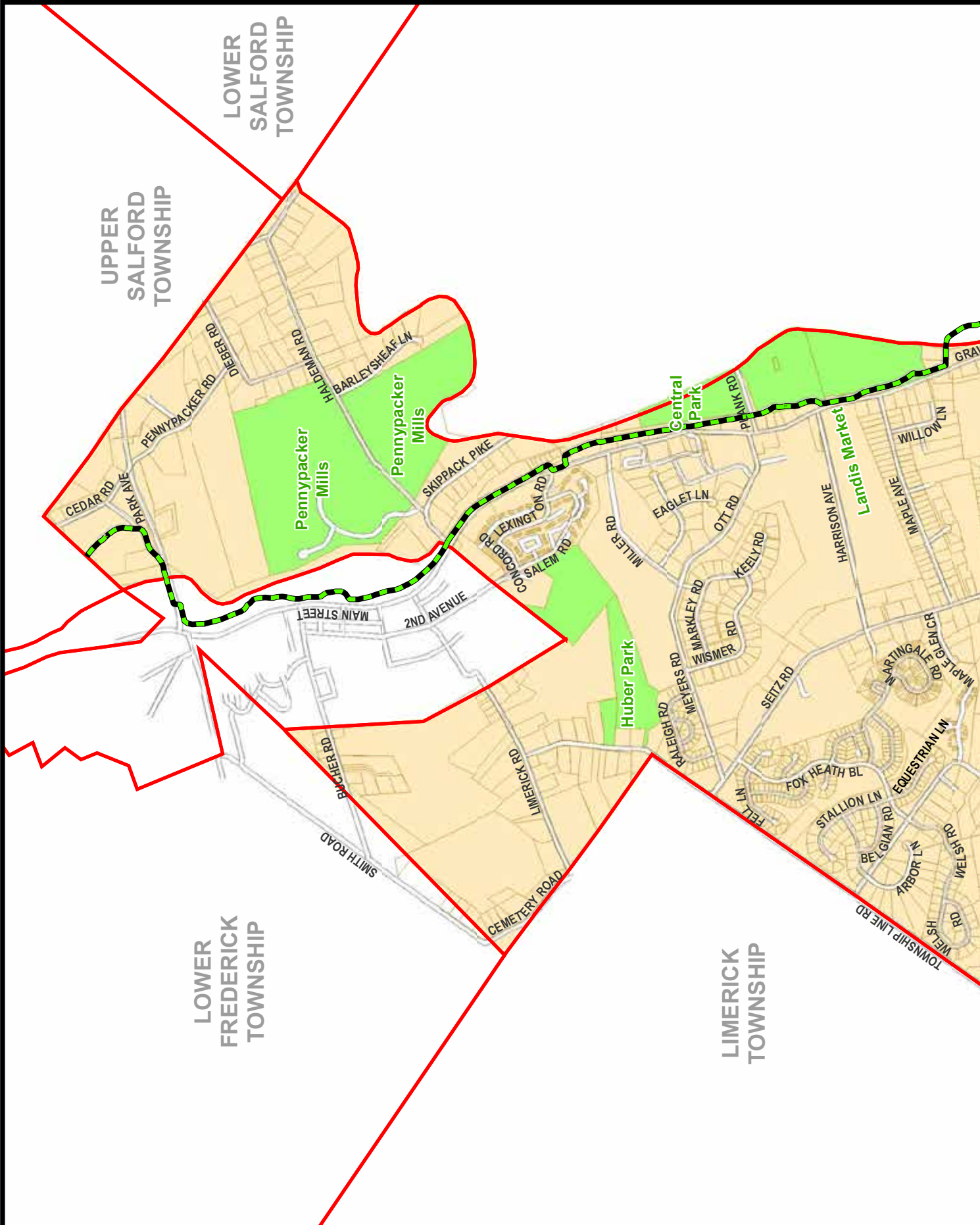
- ! One of every three home Christmas tree fires are caused by electrical failures.
- ! Although Christmas tree fires are not common, when they do occur, they are more likely to be serious.
- ! A heat source too close to the tree causes roughly **one in every five** of the fires.



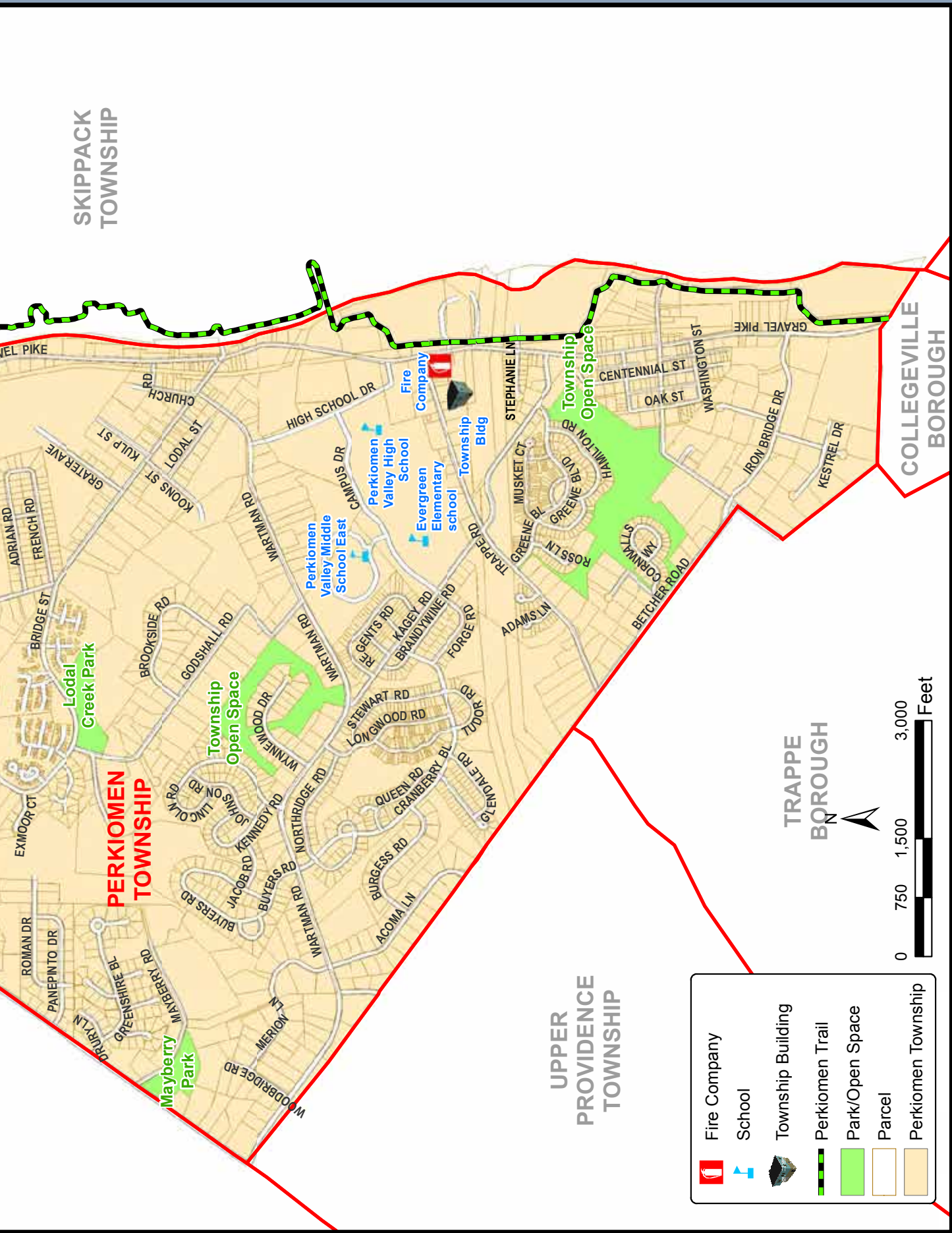
Your Source for SAFETY Information

NFPA Public Education Division • 1 Batterymarch Park, Quincy, MA 02169

[www.nfpa.org/education](http://www.nfpa.org/education)














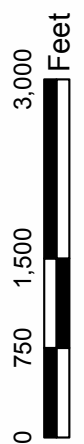
SKIPPACK  
TOWNSHIP

COLLEGEVILLE  
BOROUGH

TRAPPE  
BOROUGH

UPPER  
PROVIDENCE  
TOWNSHIP

-  Fire Company
-  School
-  Township Building
-  Perkiomen Trail
-  Park/Open Space
-  Parcel
-  Perkiomen Township



# Guidelines for Maintaining Streams in Your Community

The Pennsylvania Department of Environmental Protection (DEP) understands the severe damage and disruption that flooding can cause to residents, businesses, and municipal governments, and the importance of prevention when possible, and rapid recovery when necessary. DEP strives to assist Pennsylvania communities by ensuring that stream work is done in an environmentally responsible manner, and in a way that reduces the likelihood of future problems.

To follow is a simple guide to understanding what DEP requires of those who want to work in or adjacent to streams. Stream work that is not properly designed and permitted can cause conditions to worsen in the next flood event, also impacting downstream neighbors.

Whether you are a municipal official well versed in regulations or a resident experiencing flooding for the first time, this will help you figure out your next steps. When in doubt, the first step should always be to contact your regional DEP office. DEP staff are ready and willing to assist in several ways.



## Green Light—Go!

Proceed—These actions do not require DEP notification, pre-approval, or permits:

- Removing non-native (manmade) material, such as litter and construction debris, from the stream, banks, and riparian areas
- Removing woody debris, such as trees, logs, or brush, from the stream while you are standing in the stream (this includes the use of hand-held equipment, such as chainsaws, but not heavy equipment)
- Removing woody debris from the stream while you are standing on the bank (this includes the use of heavy equipment, so long as it remains on the bank and is “picking out” the material and not digging into the streambed)
- Chaining or winching large woody debris and dragging it from the streambank
- Cutting trees off at the stump (keeping the stumps helps stabilize the bank)
- Cleaning out culverts
- Removing gravel and flood debris from around bridges and culverts according to the terms of your permit (contact DEP or your County Conservation District to review your permit conditions)
- Planting trees and other plants on streambanks and in riparian areas, especially native species
- Adopting or implementing stormwater management ordinances and best management practices
- Crossing the stream to access your property immediately after a flood emergency (but only if the conditions are safe)

## Yellow Light—Slow Down!

Contact DEP—These actions likely require DEP notification, verbal pre-approval, emergency permits, or other permits. For projects that pose an imminent threat to life, property, or the environment, such permissions are usually readily obtained.

Call DEP before you begin:

- Rebuilding roads and bridges across streams
- Streambank stabilization projects
- Armoring streambanks with an engineered riprap design in emergency situations
- Removing gravel bars from the stream channel using heavy equipment (gravel must be safely relocated out of the floodplain to an upland area that is not a wetland)
- Repairing a bridge or culvert
- Removing a bridge or culvert in danger of failure, or in partial or complete collapse (if a bridge or culvert is no longer serviceable, it can be considered debris and removed)



## Red Light—Stop!

Contact DEP—These actions definitely require permits, if allowed at all, and may require involvement of the U.S. Army Corps of Engineers or other agencies.

Call DEP before you begin:

- Redirecting the flow of a stream by reshaping gravel bars, or moving gravel to the streambank
- Armoring streambanks with concrete, construction debris, and other impervious materials
- Moving (relocating) a stream
- Dredging streams
- Creating dikes
- Damming streams
- Building a new bridge or culvert



**Remember:  
When in Doubt,  
Call DEP!**



Find your DEP Regional Office here:

<http://www.dep.pa.gov/About/Regional/Pages/default.aspx>

Visit the DEP website at <http://www.dep.pa.gov>

for more information about relevant permits and programs.

## Fall Yard Care

Here are some environmentally friendly tips for keeping your lawn and garden healthy this fall:

- 1) **Dispose of leaf litter and yard waste in a compost pile, never in the street or stream!** You can shred yard waste to use as mulch or fertilizer for your yard and garden. Or, check with your municipality for yard waste collection opportunities.
- 2) **Apply herbicides and fertilizers sparingly and never before it rains.** Try spot treating for weeds or, better yet, pull them by hand! If you have to use herbicides or fertilizers on your lawn, make sure to always follow the instructions and sweep up anything that falls on hard surfaces.
- 3) **Add native plants to your yard.** Now through Thanksgiving can be the best time to put native plants in the ground. Many plants go dormant in the fall and winter and will not require much maintenance to survive until spring. Native plants aid in the infiltration of stormwater and provide important food and habitat for wildlife.

Check out our website to learn more:  
[www.perkiomenwatershed.org](http://www.perkiomenwatershed.org)



## Winter Water Conservation

Tips for protecting our local streams and creeks this winter

- 1) **Dispose of shoveled snow in vegetated areas.** This will allow the snow to infiltrate instead of becoming stormwater runoff. Never dump into streets or waterways.
- 2) **Use de-icing chemicals and salts sparingly.** Focus on making your walkways and driveways safe, but try to avoid overusing or spreading in vegetated areas or near waterways. Sweep up any extra salt left over before it runs into storm drains.
- 3) **Shovel as soon as possible after a snowstorm.** As a result, less ice will form and you won't need to use as much salt or de-icer.
- 4) **Plant native, salt tolerant species near paved areas.** Not only will these species be able to survive despite the salt, they will also reduce stormwater runoff.

Check out our website to learn more:  
[www.perkiomenwatershed.org](http://www.perkiomenwatershed.org)



# Smoke Alarm Safety at Home

Smoke alarms are an important part of a home fire escape plan. When there is a fire, smoke spreads fast. Working smoke alarms give you early warning so you can get outside quickly.



### SAFETY TIPS

- **INSTALL** smoke alarms inside every bedroom, outside each sleeping area and on every level of the home, including the basement.
- Larger homes may need **ADDITIONAL** smoke alarms to provide enough protection.
- For the best protection, **INTERCONNECT** all smoke alarms so when one sounds, they all sound.
- An **IONIZATION** smoke alarm is generally more

responsive to flaming fires and a **PHOTOELECTRIC** smoke alarm is generally more responsive to smoldering fires. For the best protection, both types of alarms or a combination ionization and photoelectric alarms (also known as dual sensor alarms) are recommended.

- Smoke alarms should be **INSTALLED** away from the kitchen to prevent false alarms. Generally, they should be at least 10 feet (3 meters) from a cooking appliance.
- **REPLACE** all smoke alarms when they are 10 years old.

### FACTS

- ! Roughly **two thirds** of home fire deaths happen in homes with no smoke alarms or working smoke alarms.
- ! Working smoke alarms cut the risk of dying in reported home fires in **half**.

### AND DON'T FORGET...

All smoke alarms should be tested at least once a month using the test button.



[www.nfpa.org/education](http://www.nfpa.org/education)

### RAIN GARDEN HISTORY: HOW DID RAIN GARDENS GET STARTED?

Mother Nature created our first rain gardens. Before humans changed the landscape, rain was filtered through soils, roots and plants in our native forests, wetlands and meadows. The majority of the water that entered our streams was cool, clean groundwater.

As we built homes, roads and infrastructure, the natural water-cleaning systems were gradually removed. Our streams and rivers became increasingly degraded as water ran off the land instead of being taken up by plants, soaking into the soil, and being filtered by soils and wetlands.

Rain gardens, or bioretention areas, were first conceived in 1990 by stormwater specialists in Maryland. The goal was to design a practice to mimic naturally occurring functions that help filter rain water.



### Our work touches everyday life.

From the water you drink to the air you breathe to the buildings and communities where you live, work and play.

- Municipal Engineering and Planning
- Site Engineering and Infrastructure
- Water and Wastewater Engineering
- Indoor Environmental Quality
- Surveying and Data Capture
- Operations Assistance
- Facilities Engineering
- Civil Engineering

READING | LEHIGH VALLEY | LANCASTER | WEST CHESTER  
[ssmgroupp.com](http://ssmgroupp.com)

### STORMWATER SOLUTIONS FOR ANY LOCATION

Stormwater Best Management Practices



#### URBAN:

Rain gardens can be installed in parking islands instead of the traditional raised grass island, which requires mowing.



#### RESIDENTIAL:



#### BUSINESSES / SCHOOLS:



Montgomery County  
Conservation District

143 Level Road, Collegeville, PA 19426  
 Phone: 610-489-4507  
[montgomeryconservation.org](http://montgomeryconservation.org)

## STORMWATER RUNOFF POLLUTION

Stormwater runoff pollution occurs when precipitation flows over lawns, parking lots, farm fields, city streets and other impervious surfaces, picking up pollutants and carrying them into our streams, rivers and oceans.

Activities like littering, lawn overfertilization, and improper disposal of chemicals contribute to the contamination of our local waters. These activities gradually increase the level of pollution in our waterways.

### What can each of us do?

Strategies for preventing pollution of our waterways focus on reducing the amount of runoff that can wash pollutants off the land and reducing the amount of pollutants that can be washed into streams. Reducing impervious surfaces, planting native species with deep roots, and installing rain gardens and rain barrels are great ways for homeowners to manage stormwater, reducing the amount of runoff from their properties.

It is equally important that each of us contribute as few pollutants as possible to the watershed. Pick up after pets, wash your car at a car wash, use sustainable products, do not litter, prevent soil erosion, and dispose of yard waste, hazardous chemicals, and pharmaceuticals properly. There are a host of other everyday behaviors to prevent pollution; just keep waterways in mind!

## QUALITIES & BENEFITS OF RAIN GARDENS

### Environmental Benefits:

- Installing a rain garden makes you part of stormwater pollution solution by absorbing and filtering rain that would otherwise run off your property and down the storm drain.
- Rain gardens are lovely landscaping features and create wildlife habitat.
- Rain gardens help recharge our groundwater resources.

### Maintenance:

- Rain gardens are low maintenance.
- Rain gardens can save you money by reducing the amount of lawn you have to maintain.

### Application:

- A typical grassed lawn can be easily retrofitted with a beautifully landscaped rain garden.
- Rain gardens can be any size and placed in a variety of areas where rainwater runoff can enter the garden.

### Take Note:

- Rain gardens have a ponding area, but they are not ponds. There is a bowl-shaped dip in the garden, which holds the rain while it soaks into the soil, but this should not last for more than a day or two after a rain event.
- Rain gardens are often planted with wetland plants, but they are not wetlands.

Many of the plants in the garden are native to the region and have extensive deep roots that help the garden absorb rain.

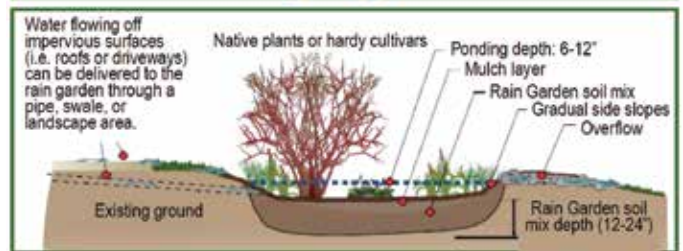
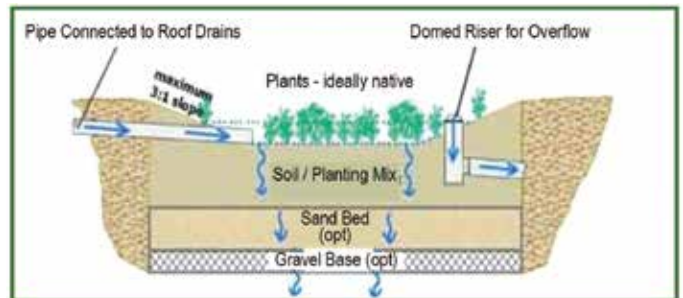
## RAIN GARDENS

Rain Gardens are bioretention areas, slightly graded to retain water, and filled with native plants. These areas attempt to reproduce the physical, chemical and biological processes of the natural environment to create a more efficient, on site, water treatment area. The incorporation of plants, mulch and soil introduces natural biological processes that provide two important functions: (i) water quantity (flood) controls; and (ii) water quality improvements through removal of pollutants and nutrients associated with runoff.

Rain Gardens gather and store runoff rainwater until it can evaporate, be used by plants, or soak into the soils. This infiltration is important to recharge groundwater for human consumption and for maintaining stream base flows.

Rain Gardens resemble a typical perennial garden in many ways. The garden bed is prepared, or sometimes replaced, to a depth of several feet in order to de-compact the soils, making the garden able to absorb water. Designed with deep-rooted flower, grasses, trees and shrubs, a well designed rain garden is low maintenance and looks great.

Cross-sections of engineered rain gardens:



## A Special Thank You to the Businesses



This publication is made available through the generous advertising sponsorship of the businesses listed throughout our newsletter. We wish to encourage your patronage of these establishments; they play a substantial role in the economic vitality of our community.



# PERKIOMEN TOWNSHIP MUNICIPAL AUTHORITY E-PAYMENT SERVICE

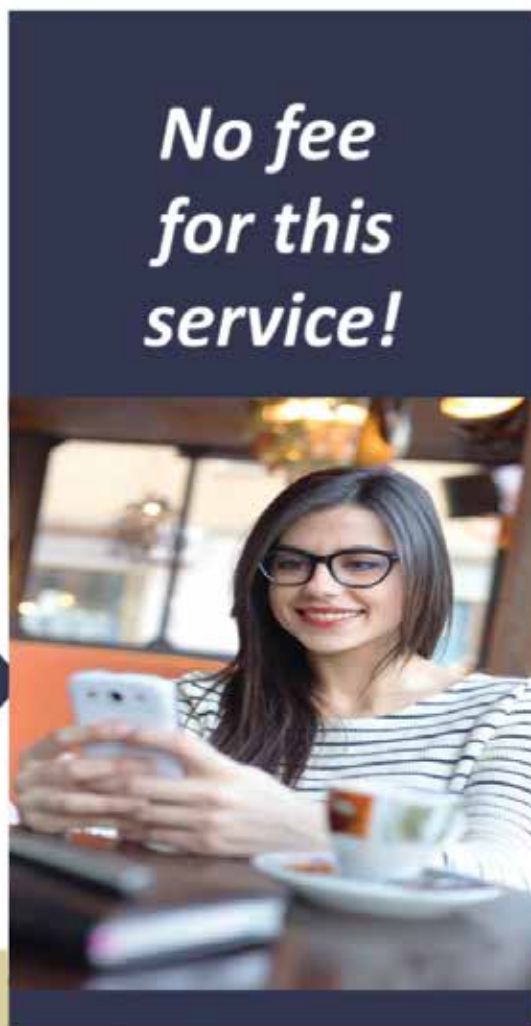
## Now set up automatic bill payments

PAYMENTS ARE WITHDRAWN MONTHLY PLEASE ADJUST MONTHLY  
PAYMENT AMOUNTS ACCORDINGLY

*with a debit or credit card!*

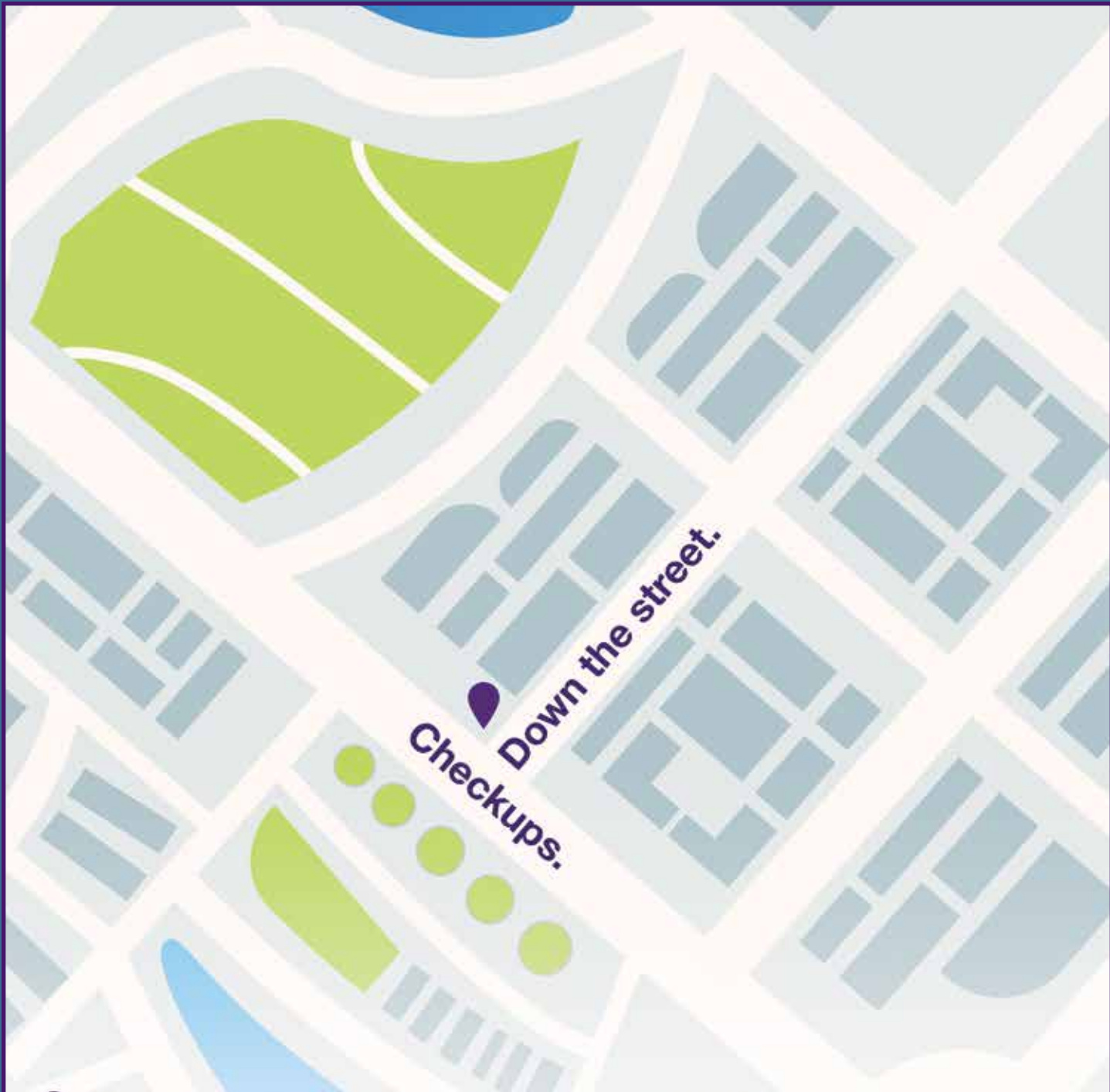


VISA



*No fee  
for this  
service!*

[www.perkiomentownship.org](http://www.perkiomentownship.org)



 **Where you and life meet, is where you'll find us.**

---

Primary Care, OB/GYN, Diagnostic Testing, MossRehab and more.

To schedule an in-person or telehealth appointment, please call 1-800-EINSTEIN.

**Einstein Healthcare Network Collegeville**

Providence Town Center  
100 Market Street  
Collegeville, PA 19426

**EINSTEIN.EDU 1-800-EINSTEIN**

 **Einstein**  
HEALTHCARE NETWORK  
COLLEGEVILLE



**Perkiomen Township**

1 Trappe Road  
Collegeville, PA 19426

**Township Officials**

William Patterson, Chairman  
Vivian Schoeller, Vice-Chairman  
Dean Becker, Supervisor  
Adam Doyle, Supervisor  
Albert Campion, Supervisor

PRST STD  
U.S. POSTAGE  
**PAID**  
HARRISBURG, PA  
PERMIT NO. 609



**Fall 2021**



To Place An Ad Call Bill Doorley at 267-334-6262 or Hometown Press • 215-257-1500

This Community Newsletter is produced for Perkiomen Township by **Hometown Press**

215.257.1500 • All rights reserved®



**OUR FUN  
IS SECOND  
TO NONE.**

We use fun learning activities to help your child become **school-ready**, **career-ready** and **life-ready** while promoting a lifelong love of learning in literacy, science, technology, engineering, arts and mathematics.



**THE  
GODDARD SCHOOL®**  
FOR EARLY CHILDHOOD DEVELOPMENT

**10% OFF FIRST 6 MONTHS' TUITION!\***  
WHEN YOU MENTION THIS AD

**SCHWENKSVILLE • 610-287-7100**

[GoddardSchool.com](http://GoddardSchool.com)

The Goddard Schools are operated by independent franchisees under a license agreement with Goddard Systems, Inc. Programs and ages may vary. Goddard Systems, Inc. program is AdvancED accredited. © Goddard Systems, Inc. 2019